



Environmental Studies

Grade – 1

2nd Term -Student Note - 1

Lesson: Changing the Environment Part 1 and 2.




Follow the YouTube lesson.

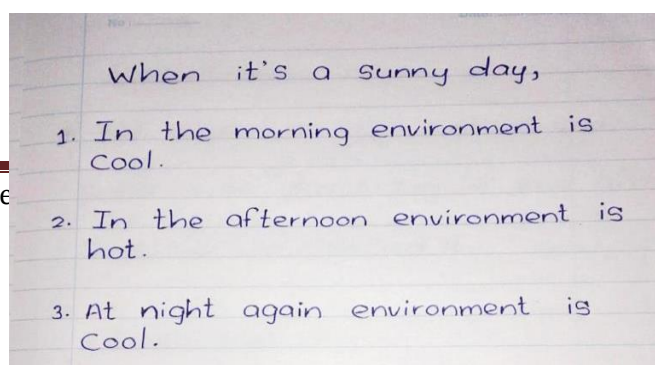
<https://www.youtube.com/watch?v=TS769xmr83k&list=PLXtHrnpNsVJjuQW6eVKU440KypyX2u9wg&index=106&t=2s>

<https://www.youtube.com/watch?v=-aQxL5mRcMI&list=PLXtHrnpNsVJjuQW6eVKU440KypyX2u9wg&index=103>


Student’s note: Please study the document named “Guidelines for writing students notes” and copy down this student’s note under the topic “Changing the Environment Part 1and 2”

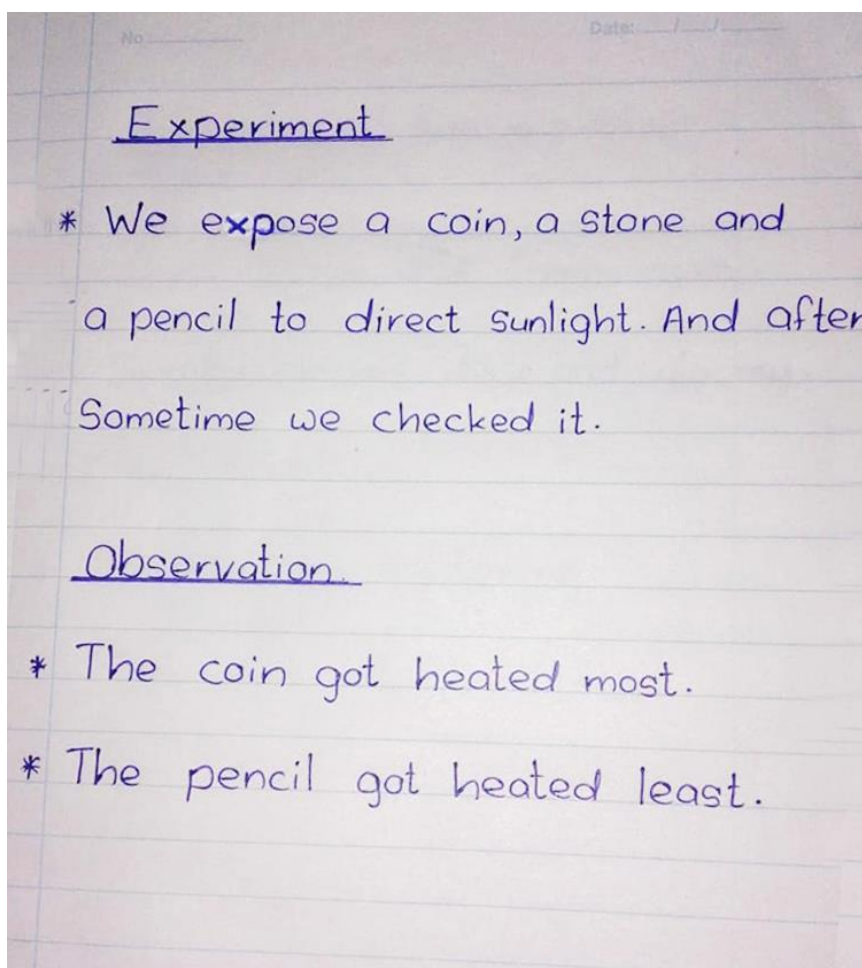
Write down the Student note as follows.


| | | |
|---|----|--------------------------------------|
| Draw  | | When it’s a Sunny day, |
|  | 1. | In the morning environment is cool. |
|  | 2. | In the afternoon environment is hot. |
| | 3. | At night again environment is cool. |



Parents can write following student note for the children. (Student note on Experiment)

| | |
|---|---|
|  | <u>Experiment</u> |
| | |
| | <ul style="list-style-type: none"> We exposed a coin, a stone and a pencil to direct sunlight. And after sometime we checked it. |
| | |
| | <u>Observation</u> |
| | |
| | <ul style="list-style-type: none"> The coin got heated most. The pencil got heated least. |
| | |




| | |
|--|---|
| <p>Paste</p>  | |
| | Changes in the environment before rain, |
| | |
| | 1. Wind blows and trees sway |
| | |
| | 2. Clouds become dark and gloomy. |
| | |
| | 3. Feel cold |
| | |
| | 4. Thunder and lightening |

No: _____

Changes in the environment before rain,

1. Wind blows and trees sway.
2. Clouds become dark and gloomy.
3. Feel cold.
4. Thunder and lightening.

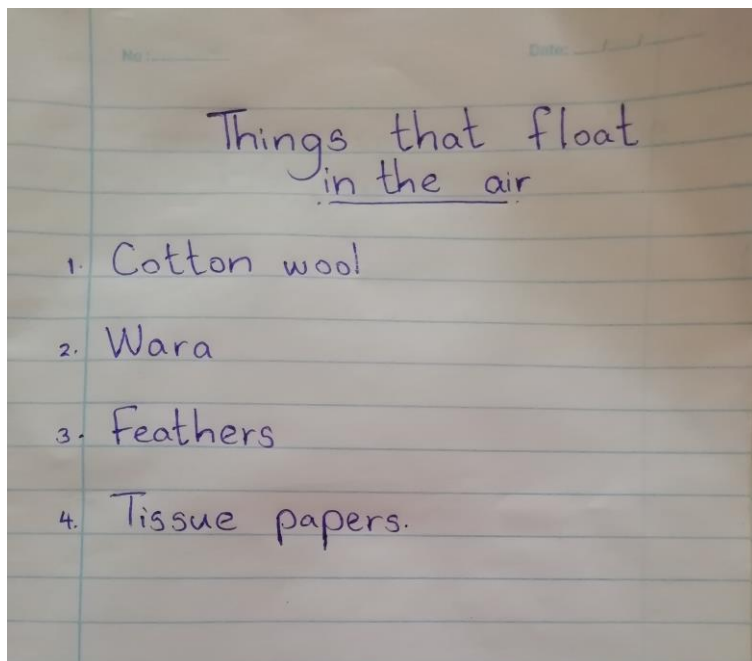
| | | |
|--|-------------------------|--|
| <p>Paste</p>  | | |
| | | Changes in the environment after rain, |
| | | |
| | | 1. Floods |
| | | |
| | | 2. Puddles |
| | | |
| | | 3. Get wet all over |
| | | |
| | 4. Soil get washed away | |
| | | |

No: _____ Date: ____/____/____

Changes in the environment after rain,

1. Floods.
2. Puddles.
3. Get wet all over.
4. Soil get washed away.

| | |
|--------------------|-------------------------------------|
| Paste the pictures | |
| | <u>Things that float in the air</u> |
| | |
| | |
| | 1. Cotton wool |
| | |
| | 2. Wara |
| | |
| | 3. Feathers |
| | |
| 4. Tissue papers | |
| | |



| | | |
|----------------|----------------|---|
| Paste pictures | | |
| | | <u>Damages caused by the heavy rain</u> |
| | | <u>and wind</u> |
| | | |
| | | 1. Uproot trees |
| | | |
| | | 2. Destroy houses |
| | | |
| | | 3. Flood |
| | | |
| | | 4. Earth slips |
| | | |
| | | 5. Road blocks |
| | | |
| | 6. Land slides | |
| | | |

